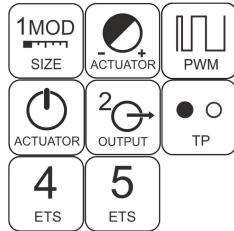



## Data sheet

**KNX IO 532 (1D1O)**

(Art. # 5313)

Combined dimming/switching actuator with 1 LED dimming PWM output and 1 switching output

**Application area**

The KNX IO 532 (1D1O) is a compact combined dimming/switching actuator with 1 PWM dimming output for LEDs and 1 bi-stable relay output.

The dimming actuator can be used e.g. for LED panels or stripes. Besides controlling the dimmer by switching, rel. dimming and dimming value, several optional functions are integrated, including scenes, automatic, slumber function or staircase light.

The switching actuator provides the function for universal outputs including scene control, timer, staircase lighting and heating valves (PWM for thermoelectric valve drives).

Two push buttons and three LEDs allow a local operation and a visualization of the device state.

In addition to the output channels the device includes 16 independent functions for logic or timer control.

**Technical Specification**

## Electrical safety

- Protection (acc. EN 60529): IP 20

## CE marking according to

- Low voltage directive 2014 / 35 / EU
- EMC directive 2014 / 30 / EU
- RoHS directive 2011 / 65 / EU
- EN 50491-3: 2009, EN 50491-5-1: 2010  
EN 50491-5-2: 2010, EN 50491-5-3: 2010
- EN 61000-6-2: 2005  
EN 61000-6-3: 2007 + A1: 2011
- EN 50581: 2012
- EN 55015: 2013 + A1: 2015
- EN 61547: 2009

## Environmental requirements

- Ambient temp. operating: - 5 ... + 45 °C
- Ambient temp. non-op.: - 25 ... + 70 °C
- Rel. humidity (non-condensing): 5 % ... 93 %

## Mechanical data

- Housing: plastic (PC)
- DIN rail mounted device, width: 1 units (18 mm)
- Weight: approx. 60 g

## Controls and indicators

- 2 buttons and 3 LEDs, multicolor
- KNX programming button with LED (red)

## Power Supply

- KNX Bus approx. 3 mA

## Connectors

- Connector for KNX Bus (red / black)
- Pluggable screw connector (3 poles) for dimming
- Pluggable screw connector (3 poles) for switching
- Cross-section of connectors: 1.5 ... 2.5 mm<sup>2</sup>

## Output channel (dimming actuator)

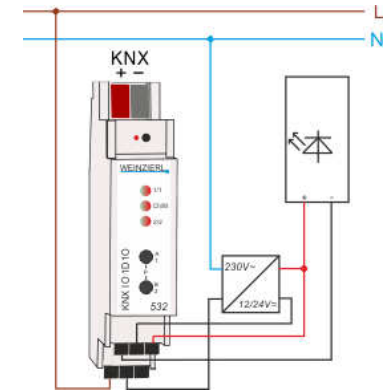
- PWM (frequency 480 Hz / 600 Hz)
- Supply voltage: 12 ... 24 V<sub>DC</sub>
- Max. load current: 6 A
- P<sub>max</sub>: 144 W

## Output channel (switching actuator)

- Relay type: 230V~/8A, bi-stable  
Depending on load type (capacitive or inductive)  
the switching power can be reduced significantly.

**Installation Instructions**

- The device may be used for permanent interior installations in dry locations or within distribution boards with DIN rail.

**WARNING**

- The device must be mounted and commissioned by an authorized electrician.
- The prevailing safety rules must be heeded.
- The device must not be opened.
- For planning and construction of electric installations, the relevant guidelines, regulations and standards of the respective country are to be considered.
- The device is a permanently connected equipment: A readily accessible disconnect device shall be incorporated external to the equipment.
- The installation requires a 16 A fuse for external overcurrent protection.
- The power rating is indicated on the side of the product.

**ETS4/5 Database**

[www.weinzierl.de/en/products/532/ets4](http://www.weinzierl.de/en/products/532/ets4)

**Manual**

[www.weinzierl.de/en/products/532/manual](http://www.weinzierl.de/en/products/532/manual)

**CE Declaration**

[www.weinzierl.de/en/products/532/ce-declaration](http://www.weinzierl.de/en/products/532/ce-declaration)



**Weinzierl Engineering GmbH**

D-84508 Burgkirchen / Alz

Germany

[www.weinzierl.de](http://www.weinzierl.de)

[info@weinzierl.de](mailto:info@weinzierl.de)

2019/01/28